

On the Road Again

eNewsletter of the Original Country Coach International Club
Serving you since 1984

July, 2015

**Register for
Watkins Glen**

**Earn CCI
Bucks!**

**2016 Rally
Schedule**

**We Data Dive
CCI**

**George Harper
- about
Winegard
Rayzar**



IN THIS ISSUE

- 4-6** **Watkins Glen Highlights
and Registration**
- 7** **We Data Dive CCI**
- 9-11** **The Winegard
Rayzar Antenna**
- 12-13** **Meet Master Tech RV**
- 20** **2016 Rally Schedule**
- 23** **Earn CCI Bucks**

DEPARTMENTS

- 7-8** **Your Board Reports**
- 14-19** **CCI Partners**
- 20-21** **All Rallies**
- 22-23** **Benefits of
Membership**
- 24** **CCI Valued Partners**

All Members Please Note!

Just a reminder that we are now using an automated system to process renewal as well as new memberships. Please take the time to visit your Country Coach Club Web site at www.countrycoachclub.com and login to your account. To login, simply enter your eMail address as the user name and then enter your password. If you have forgotten your password or are new to the site, you will need a new password. Use the password reset link that you will find on the login page and you will be sent a new password.

TO EMAIL THE CLUB: See table (next page), yellow box for email address.

TO MAIL DUES, ETC: TO THE CLUB. See table (next page), yellow box for CCI mailing address.

TO PHONE THE CLUB: See table (next page), select the appropriate Officer and phone that person.

Please help us keep your membership up to date, by logging in and checking to ensure your membership is current and that we have all of your current contact information.

COUNTRY COACH INTERNATIONAL (CCI)

WHO ARE WE?

CCI is a non-profit organization, 501(c)(7), centered on Fun and Fellowship. The Club was founded in 1984 and is a Chapter of the Family Motorcoach Association (FMCA).

WHAT WE DO

The Purpose of the Country Coach Club is to: provide a community for all Country Coach motorcoach owners to exchange information, provide opportunities for fun and fellowship, support CCI and FMCA activities such as rallies and FMCA conventions, provide a common communication and resource link for CCI members and to help our fellow Country Coachers.

EDITORIAL POLICY

The CCI eNewsletter is published monthly, online by Country Coach International. The eNewsletter Editor is Lee Zaborowski, who can be contacted by calling 515 708-3391 or online - leozbrowski@gmail.com. The Editor reserves the right to edit, shorten, or modify any material submitted.

Reproduction of *ON the ROAD AGAIN* in whole or in part, including photocopy, except for personal use, is prohibited without the expressed written permission of the Publisher. CCI is not responsible for any liability arising from errors, omissions, mistakes or products/service found in the eNewsletter. Readers should proceed cautiously, especially with respect to technical information.

PHOTOGRAPH CREDITS Club Members and CCI Files.

CLASSIFIED AD POLICY

Classified Text or **Display** full color advertising submitted for publication in this eNewsletter may be subject to publisher's discretion. Only advertising of interest and/or service to CCI members/Country Coach motorcoach owners will be accepted. Ad placement in this eNewsletter does not imply endorsement by CCI of the product/service. For advertising, space availability, rates and more information email the club at club@countrycoachclub.com

Country Coach International

Officer Contact List

Our members are our priority! Contact us anytime with comments, questions or suggestions!

Lee Zaborowski, President President@countrycoachclub.com 515-708-3391	Kathe' Letulle, Senior VP ccitreasurer@gmail.com 501-984-3148	Eric Arnold, Secretary Secretary@countrycoachclub.com 817-845-4836
Kathe' Letulle, Treasurer ccitreasurer@gmail.com 501-984-3148	Mike Sowers, VP Membership VPMembership@countrycoachclub.com 321-355-8563	Tammy Toolson, VP Rally Coordinator VPRallyCoordinator@countrycoachclub.com 850-866-8758
Donna Hoadley, Northeast VP CCINortheastVP@countrycoachclub.com 617-694-4918	Gerry Conway, Southeast VP CCISoutheastVP@countrycoachclub.com 404-805-5913	Joe Mikan, Northcentral VP CCINorthcentralVP@countrycoachclub.com 815-405-0057
Buddy Bordes, Southcentral VP CCISouthcentralVP@countrycoachclub.com 504-982-1635	Bill Englund, Northwest VP CCINorthwestVP@countrycoachclub.com 541-471-3520	Open, Southwest VP CCISouthwestVP@countrycoachclub.com
Jack Cassingham, FMCA Nat'l Dir. CCIFMCANatlDirector@countrycoachclub.com 704-929-2763	Kenly, Rod, FMCA Alt. Nat'l Dir. CCIFMCAAltNatlDirector@countrycoachclub.com (760) 608-2791	CCI Contact Information Email: club@countrycoachclub.com Mail: 1574 Coburg Rd #530; Eugene, OR 97401-4802

Other Country Coach FMCA Chapters

Contact individual Clubs for more information and rally schedules

Country Coach Country Cousins Jim Ferguson 407-327-3909 jfwsfl@earthlink.net	Country Coach Friends Incorporated John Malabicky 951-675-6252 cruznboozn@yahoo.com www.countrycoachfriendsincorporated.com	Country Coach Heartlanders Joe Rossi 330-770-2612 josephrossi@att.net
Country Coach Nor'Easters Jeff McClellan 802-875-4440 jmcclellan@vermontel.net www.ccnoreasters.com	Country Coach Texans Terry Ray 956-831-7000 tar@terryray.com www.cctexans.com	Florida Coast Alongs Dan Gillis 863-255-0673 gpopsgillis@gmail.com
Northwest Country Coachers Frank Suttell 360-876-1197 President@nwccers.org www.nwccers.org	Rocky Mountain Country Coachers Daren Schmaltz 480-205-4520 dschmaltz1@msn.com www.rmccoachers.com	Southeast Country Coachers Janet Sanders 205-914-6149 secountrycoach@gmail.com www.southeastcountrycoachers.com
	Southwest Country Coachers Gene Ruecker 714-280-9080 President@swccers.com www.swccers.com	

2015 Fall Country Coach International (CCI) Rally

Waterfalls, Wineries and Gorges - Watkins Glen, NY

September 21-25, Watkins Glen, NY, KOA Campground

Registration for the Rally is open!

Registration is limited to 60, so get those registrations in NOW

Our Area Hosts for this rally are the Country Coach Nor'Easters.

Located in the Finger Lakes Region of New York State, Watkins Glen is a centrally located area for touring. The Finger Lakes area is famous for its natural beauty (gorges and waterfalls), award-winning wineries, and great museums.



The town of Watkins Glen is located on the southern tip of Seneca Lake, the largest and the deepest of the Finger Lakes. Grand Prix auto racing was once held on the downtown streets and hills.

The Watkins Glen State Park gorge trail is a short to moderate hike through one of the prettiest gorges in the east, and you will not want to miss it. You will be in awe of the rock formations water has created and walk under one of the many waterfalls on the trail. An optional side trip to Ithaca will include more gorges and waterfalls, including the highest waterfall east of the Rockies.



Letchworth State Park, the Grand Canyon of the East, is another possible day trip. Drive along the gorge, stopping at numerous overlooks along the way.

The Finger Lakes climate is very conducive for the growing of grapes. Estate wineries dot the landscape.

We have arranged for small tour buses to take you to five of our local wineries, all located on the shores of Seneca Lake. Included will be lunch overlooking the lake and vineyards. If wine is your thing, you may want to visit additional wineries on your own -- we can suggest our favorites.

The Corning Museum of Glass is the world's most comprehensive collection of all types of glass. You can watch glass makers and even make your own glass. An exciting new wing has been added. This is a great museum. Also in Corning is the Rockwell Museum of Art. The Glenn Curtiss Transportation Museum in Hammondsport (a quaint little town to explore at the south end of Keuka Lake) is another museum not to be missed. Curtiss was the first to put a motor on a bicycle and live to tell about it. He almost beat the Wright brothers as the first to fly. Also, check out the first "fifth-wheel" here. The National Soaring Museum in Big Flats offers glider rides.



See Need to Know Information on Next Page!

2015 Fall Country Coach International (CCI) Rally Waterfalls, Wineries and Gorges - Watkins Glen, NY

Need to Know Information!

About the Registration Process

- After you Register with CCI, call the Watkins Glen KOA Registration Desk at (800) 562-7430.
- Ask for Cindy or Angela; be sure to tell them you are part of the CCI Group.
- Registrants do not have to put any deposit down. Having a current KOA membership card should result in a discount that may make having a current card a good buy, so consider that option.
- There is a block of sites set aside with all site options still available as of early July.
- Watkins Glen KOA is giving us their Economy Rate and different sites are different prices. An Economy Rate and 10% discount will be reflected on the bill as you check in.
- All sites have: (1) Many Pull Thru; (2) 50/30 Amps; (3) Full Hookups; (4) Free Wifi; (5) Paved Patio; (6) Gravel Site Pad; (7) Cable; (8) Pets Allowed.

Tentative Program (All Items Subject to Change)

Monday Sept. 21	<ul style="list-style-type: none"> • Registration • Welcome Meetings • Social Hour • Catered Dinner • Entertainment
Tuesday Sept. 22	<ul style="list-style-type: none"> • Catered Breakfast • Board Tour Busses to take you to five local wineries • Luncheon at Ginny Lee Cafe' • Social Hour • Announcements
Wednesday Sept. 23	<ul style="list-style-type: none"> • Catered Breakfast • Your Day to Tour. Try Day Trips trips to: (1) Ithaca with gorges and the highest waterfall east of the Rockies; (2) Letchworth State Park, the Grand Canyon of the East; (3) The Glenn Curtiss Transportation Museum in Hammondsport. • Social Hour • Catered Dinner
Thursday Sept. 24	<ul style="list-style-type: none"> • Catered Breakfast • Club Business Meetings • Tour The Corning Museum of Glass, the world's most comprehensive collection of all types of glass. You can watch glass makers and even make your own glass. Also in Corning is the Rockwell Museum of Art. • Social Hour • Catered Dinner
Friday Sept. 25	<ul style="list-style-type: none"> • Continental Breakfast • Goodbyes to All

Registration Information (Use Registration Form on Next Page)



Waterfalls, Wineries and Gorges - Watkins Glen, NY

RALLY REGISTRATION FORM



If paying by check, fill out on your computer,
print & mail. Go to CCI Website to
Register and pay by Credit Card or PayPal

Pilot: _____ Co-Pilot: _____

Guest/Child Name: _____ Check here if a Child: _____

Pilot Information

Mailing Address: _____ City: _____ State: _____ Zip: _____

Home Phone: _____ Cell: _____ E-Mail: _____

FMCA #: _____ CCI#: _____ Coach Brand: _____ Coach #: _____ #Slides: _____

Model/Yr: _____ Coach Length: _____ First Timers: Y _____ N _____

Emergency Contact (Name): _____ Cell #: _____

Shirt Size (Place an X for each registrant): XS _____ S _____ M _____ L _____ XL _____ Other Size _____

How did you hear about this Rally? _____

Vendor/Sponsor: Y _____ N _____

-- Important Campground Fee Information, Please Note --

Your Rally Fee covers all rally expenses except the campground site fee, which you pay directly to the campground. Once you register for the rally & receive a confirmation from CCI, contact the campground ASAP to arrange your site. Be sure to tell them you are with the Country Coach International Rally -

Watkins Glen/Corning KOA; 1710 State Route 414
(GPS address 1710 KOA Dr)
Watkins Glen, NY 14891

Website: <http://koa.com/campgrounds/watkins-glen/>
Reservations: (800) 562-7430;
Information: (607) 535-7404

Your Rally Fee

Registrants - Place Total Number Attending Below Member(s) of CCI or other Coun- try Coach Club, plus Guest(s), plus Children	Cash or Check (Discount Fee) \$125 for each Registrant	Charging (Credit Card or PayPal) \$130 for each Registrant	If Registering after Aug. 31st add late Registration Surcharge of \$15 for each Registrant	TOTAL CHARGING OR ENCLOSED
		Only at Website		

FINAL DEADLINE TO REGISTER August 31, 2015

*Registration limited to 60 coaches, registered by date on form and payment received. Addition-
al registrations will be placed on a waiting list for any cancellations that may occur.

*** Cancellations will incur deductions for non refundable items (credit card fees, and
any other prepaid fees). Refunds are by check only. ***

Email confirmations and updated information will be sent to Registered attendees prior to Rally.

Payment Options

To Charge, CCI accepts: Visa, M/C, Disc; Register online at Website: www.countrycoachclub.com/

For questions call Tammy Toalson, VP Rally Coordinator (850) 866-5758 or

Email: VPRallyCoordinator@countrycoachclub.com

For Checks, make payable to: Country Coach International. Mail form & payment to:

Tammy Toalson

8430 Kingswood Rd.

Panama City, FL 32409

Your Board

FROM your PRESIDENT by Lee Zaborowski



As I write you the Club is in the midst of the Shipshewana, IN, rally. Some of us arrived a couple of days prior to the rally to set-up for the rally and were immersed in a sequence of heavy thunderstorms. I'm happy to report that the rain ended the day before the rally started, leaving us with a week long series of sunny days, mostly in the 70's and low 80's. Nice! The Rally is off to a great start. We'll have more to report about it in the August eNews.

I hope you noted the two custom Crew Neck shirts on the cover, one for Shipshewana and the other for Watkins Glen. Everyone registered for Shipshewana were given a Member Benefit gift shirt from the Club! We'll be doing the same for Watkins Glen. Just another reason you should register for that upcoming rally. By the way, the Watkins Glen sites are already 50% reserved!

Speaking of Member Benefits, check out Page 23 of this eNews to learn all about the **Member Recruiting and Rally Attendance Awards Program**. Time for you to start earning CCI Bucks! You'll find the New Member Application forms by clicking on the **Member Services** Tab in the Club Website. This is the first of three new Member Benefit Programs, with the other two to roll out in coming months. Keep you eyes open for them.

You'll also want to check out the tentative CCI Schedule of Rallies for 2016 on Page 20 . . . mark your calendar.

Mike Sowers, our VP Membership, has been doing some data mining of our Wild Apricot Website databases. Here's what he's come up with so far:

Current Dues Paid Memberships - 367

Top 3 Member Coach Models -

Intrigue - 170

Allure - 147

Magna - 140

Top Coach Lengths -

40 foot - 223

45 foot - 123

42 foot - 116

36 foot - 97

States with Largest Memberships

California - 156

Florida - 104

Texas - 54

Arizona - 50

Years with Largest Number of New Members

2013 - 41

2006 - 30

2005 - 29

It appears some of these numbers include some lapsed members, but the relationships should hold. Interesting stuff.

May the Wind Always be at Your Back

Lee



Susan Sunshine
Middletown, KS

Now Available
Order Your New CCI Name Badges
Only \$12.50 each!
Contact the CCI Club Office to order
Mail checks to:
1574 Coburg Rd # 530;
Eugene, OR 97401-4802
Price Includes Shipping
Allow 3-4 weeks for delivery

Your Board



FROM the SECRETARY by Eric Arnold

Hello everyone! I hope all is well with you. Hopefully you are starting to make your way to Shipshewana, IN, for the "Step Back in Time" CCI rally starting July 20th. It looks like we are going to have a great crowd with over 30 coaches registered. I can't wait to see everyone there.



Registration has started for the Watkins Glen Rally that is being held Sept. 21st through the 25th. There are already more than 20 coaches registered so spaces are filling up fast. My family and I have yet to visit the Finger Lakes region but understand that it is incredible and not to be missed!

For those of you that will be attending the FMCA rally in Madison, WI, Country Coach International will be hosting a meet and greet Thursday, July 30th from 5:00 to 6:30 PM.

Please join us as we will get a short program from Lee Zaborowski and then stick around and socialize with current and hopefully some future members of Country Coach International.

Be safe and I hope to see you on the road!

Eric Arnold

FROM the TREASURER: THE CCI BALANCE SHEET

Kathe' Letulle

CCI BALANCE SHEET*



2015 June CCI OPERATING FUNDS			2015 June CCI RALLY ACCOUNT		
BEG BAL		\$56,563.08	BEG BAL		\$6,028.03
INFLOWS			INFLOWS		
Membership	\$1,100.00		Rally Registration	\$6,118.00	
		\$1,100.00			\$6,118.00
OUTFLOWS			OUTFLOWS		
PayPal Fees	\$ (29.75)		PayPal Fees	\$ (9.00)	
Wild Apricot Annual	\$ (1,080.00)		15IN Host Site Fee	\$ (269.64)	
Wild Apricot Annual	\$ (1,080.00)		15IN Ovrpmt Refnd	\$ (10.00)	
Online Quick Books	\$ (26.95)				
Int'l Processing Fee	\$ (43.20)				
		\$ (2,259.90)			\$ (288.64)
END BAL		\$55,403.18	END BAL		\$11,857.39

*If you have questions about this Club's financial information, feel free to contact Kathe' Letulle, Club Treasurer via email at: ccitreasurer@gmail.com



Winegard Rayzar Automatic TV Antenna

by George Harper

“Honey, let’s update the coach TV antenna,” I announced one morning.

“What’s wrong with the one we have?” Irene asked.

“Well, you’re right. The Winegard omnidirectional works pretty well,” I replied.

“Then why do we need a new one?” Irene asked.

Desperate for a way out, I pulled a quote from my friend George Sanders, “An omnidirectional antenna is a no-directional antenna.”

A technical quote from George Sanders was enough to cause Irene to take a different tack. “Your doctor doesn’t want you on the roof of the coach,” she said with an air of medical authority.

“Well, he’s probably right, but I’m not ready to throw in the towel yet,” I replied.

After a few days, FedEx delivered the Winegard Rayzar Automatic. I ordered white (it comes in black too).

Winegard’s New Rayzar Automatic

George is right. An omnidirectional antenna is subject to more noise and is limited in range. The Rayzar Automatic is a new product and comes along soon after Winegard discontinued its motorized Sensar batwing directional antenna. The Rayzar Automatic is an elegant concept in that it encases a rotating directional antenna within a protected case in a package that is little bigger than my old Winegard omnidirectional antenna. So, the Rayzar is an automatic directional antenna without the need to drill a big hole in the roof for a ceiling crank, or raise and lower a batwing, plus it automatically finds stations and sets the antenna in the optimal direction.

The Install Plan

Before ordering I knew that the Rayzar’s coax connector was mounted parallel to the roof. I thought I would simply loop the coax underneath the unit and down into the coach. Thus the antenna would sit on top of the cable entry point into the coach and provide protection like the pedestal mount on the old omnidirectional. However, when the Rayzar arrived I soon found out that it sits about 1/16th of an inch above the roof - too low for a cable to go under. I also knew that the cable entry connector was supposed to face aft, but now that the cable could not go directly underneath the unit I would have to move the antenna forward of the coach roof entry point, thus putting it too close to an A/C unit contrary to mounting instructions. The other option would be to mount the antenna behind the roof entry point and route coax on the roof around the antenna to reach the coax connector facing rearwards. I did not like either option, so I thought I might have to return it.

I spoke to Winegard technical support and they said they wanted the coax to face aft to protect it from the wind, but it would work just as well facing forward. However, I would have to understand that the antenna location depicted on the LED control panel would be swapped 180 degrees. The top of the control panel, intended to represent the front of the coach, would now be the rear. That was OK with me, so I proceeded with installation.


There were two issues with the install. First, Winegard supplied no weather boots for the coax cable and connectors like they do with their directional bat wing antennas – a bigger concern now that the cable entry point on the Rayzar would be facing forward. Secondly, although Winegard provided an aluminum cover plate in the horse shoe shape of their bat wing antennas, no such hardware was provided if upgrading from a Winegard omnidirectional antenna with a round pedestal mount like I had. I wound up cutting the horse shoe base plate to suite my needs.

(continued on next page)

I did not want the coax routed unprotected on the roof, so the only way forward for me was to custom fabricate a weather protection system for the cabling and connectors. I jokingly call this system the heavy armor option.



As illustrated in the pictures, I adapted a 1/2 inch plastic conduit body I got at Home Depot for \$2.50. It had the "L" shaped entry and exit shape I needed, plus it had a waterproof access lid. I put a 90 degree F connector on the vertical coax cable coming out of the roof and then connected the conduit box to the antenna with a thick, stiff piece of 1/2 inch ID X 3/4 inch OD plastic tubing I got at Ace Hardware for \$.99/foot. I drilled three screw holes in the bottom of the conduit box to attach it to the roof. Before sealing the plastic tubing to the conduit box



and antenna with clear silicone caulk and putting the lid on the conduit box, I sprayed all metal coax connections with WD-40 to prevent rust.

The control panel install is pretty straight forward. Its coax leads are simply placed inline in the antenna coax from the roof to the A/V switch-box. I have a Winegard switchbox with a 12V antenna boost switch. I cut the power and ground wires to the boost switch and connected them directly to the Rayzar control panel as it requires its own independent 12V power supply. The 12V power supply not only boosts the antenna signal, but runs the rotator motor as well...all this @ 0.5 amps delivered through the coax cable.



How it Works

As seen in the photo to the left the control panel has an on/off switch and a search switch. Below that it has a circular array of LED's. First, the unit is turned on, and then the search button is pressed. The antenna then begins to rotate stopping at 16 different locations to scan for channels. A red LED illuminates on the control panel in the position where channels are found. The center display shows the number of channels found. The antenna, represented by a green LED, stops at the position where the most channels are found. You would then put your TV through a channel search. Pressing the scan button again will move the antenna to the position of the

next largest number of channels found. The memorized channels and their location stay in memory until the unit is turned off. If there is any noise in a channel, manual rotation buttons can be pressed to fine tune a channel.


Directional verses Omnidirectional

I had some questions and curiosities about the Rayzar, so I contacted J.D. Hoffman, Winegard's product manager for over-the-air TV antennas. I quizzed him about directional verses omnidirectional. He stated right off the bat that the directional antennas have a longer range than omnidirectional. He said a variety of conditions from the weather to station power to terrain can effect antenna performance, but that he would estimate that I might expect a range for my old omnidirectional antenna to be about 25-30 miles, whereas the Rayzar directional might receive stations 45-50 miles away.


I was really curious what was inside the case of the Rayzar. Instructions caution against removing the case, and I learned from Mr. Hoffman it is because the case holds the internal antenna in place. He sent me some photos of the Rayzar with the case lid off. I am quite impressed with what I see inside.

(continued on next page)

RZ Auto (Courtesy JD Hoffman,
Winegard Company)



Circuit Board (Courtesy JD
Hoffman, Winegard Company)



Old Omni



In the first photo on the left above (from foreground to background) we see a UHF director element (shaped like an “H”), UHF reflector elements (look like radiating rods), the driven UHF element (looks like parallel rods), and finally the VHF elements (two loops). In the second photo from the left you can also see the motor with red and white wires, the black sprocket at the base that engages the motor and rotates the antenna elements, and the green circuit board that amplifies the signal and controls the motor. In contrast, the photo on the right shows the simple stationary design of my old Winegard omnidirectional albeit with rusted elements.

A Live Test

I live 55 air miles NW of downtown Atlanta, GA. I drove the coach to the top of a hill in my neighborhood twice, once before the antenna was permanently mounted and once afterwards. The first time I don’t think I knew enough about how to scan for channels. However, the antenna did find a station in Alabama to the SW that is 63 miles away and one to the SE that is 64 miles away. I was impressed with that. I found three channels, some with sub channels.

On the second try, I found some new stations in the NW, NE, and SE quadrants. These channels ranged from 30-54 miles away. I found six channels many with sub channels. Although some channels with strong signals came in with the antenna in different positions, there were some channels that would come in only if the antenna was pointed directly at them. I was pleased to see the Rayzar demonstrate its directional capabilities. It is somewhat of a mystery why I got different results on different attempts in the same location, but time of day and atmospheric conditions can affect TV signals. The photo below shows the different stations I received on both attempts and their directions.



Stations received (Courtesy FCC)

I should note that the website www.tvfool.com is a great resource in finding channels in your area. The website <http://transition.fcc.gov/mb/engineering/dtvmaps/> is also excellent. These resources are how I found the call signs of the channels, their location, direction, and distance from my coach location. They are a good tool for finding out what kind of antenna you need at a particular permanent address too. Some antenna manufacturers of mobile and home antennas have a link to TV Fool, and then show you, based on your results, what antenna to buy. These websites are frequently used by “cable cutters –“ folks who want to ditch their cable TV provider and go over the air.

My Take

I regret that I did not take the time and effort to test the old omnidirectional antenna under the same conditions as the Rayzar, but it looks like the Rayzar Automatic is doing a good job of finding and bringing in channels that are in different directions, some near the 70 mile line of sight limit imposed by the curvature of the earth, so what more could someone ask? It also clearly demonstrated its directional capabilities. Not only that, but it looks good on the roof and sounds cool going through its motorized search routine.

end



Introducing One of CCI's Shipshewana Rally Partners - **Master Tech RV, Elkhart, Indiana**

From Family Motor Coaching Back Issues, June 2014

By Mark Quasius, F333630



Factory-authorized repairs as well as RV renovations are offered at this Indiana facility.

Elkhart, Indiana, considered by many to be the hub of the RV world, is home to a company that performs the entire gamut of motorhome renovations and general service work. Master Tech RV, an FMCA commercial member (C11553), operates in a 20,000-plus-square-foot facility in this RV town.

Master Tech RV handles everything from interior to exterior renovations to general service work on seemingly any area of the motorhome, performed by master certified or certified technicians. Chassis lifts allow service techs easy access to a motorhome's underside so that compartment framing, leveling systems, and suspension components can be properly rebuilt, installed, or serviced. Master Tech is an Aqua-Hot authorized service center, providing service at every major RV rally. Work on Aqua-Hot hydronic heating systems is performed by factory-trained and industry-experienced technicians. Lifeline AGM battery installations; Bigfoot, Power Gear, Lippert, or HWH leveling systems; and generators all are part of the company's factory-authorized service repertoire. Many more brands the company is authorized to service are listed on its Web site, www.mastertechrv.com.

Master Tech RV was established by Timothy Klenk in 1997, although Tim's RV roots go back many years before that. When he was 16, his parents opened an RV dealership in Park Rapids, Minnesota. Tim's parents, Bob and Dodie, still own and operate a dealership in Walker, Minnesota.

Tim's wife, Kathy, was from Elkhart, Indiana. After moving there, Tim managed the service department at a large RV supercenter, and then was offered a position in RV manufacturing, where he oversaw the parts, customer service, and warranty departments as well as quality control. The final step was for Tim to go into business for himself.



Renovate, Upgrade

Many motorhome owners like their coach and want to keep it but also wish to update it with the latest accessories. RV furniture can show its age quickly. Master Tech is a dealer for Flexsteel, Villa, Superior, and Master Tech RV Service, Collision, And Renovations, Lambright furniture, and its showroom displays a wide selection. With the continual improvements in entertainment system technology, LED TV upgrades, Apple TV, and SilverLeaf installations and upgrades are other popular options. Master Tech employees also perform complete interior and exterior renovations, and company technicians have the experience and expertise to add aftermarket slideouts to a coach that does not have them.

A broad array of carpeting, hardwood, luxury polyurethane flooring, and stone and porcelain tile is available to allow customers numerous choices in flooring material. Master Tech operates its own cabinet shop and can manufacture cabinetry and raised-panel doors in any style or size to match a motorhome's existing cabinetry.

(continued on next page)

Many RV owners are replacing their gas/electric RV refrigerators with larger, residential-style refrigerators; Master Tech has performed a number of those upgrades. Granite or Corian countertops are another popular renovation, as is replacement of the older, day-night shades with MCD shades. In fact, Master Tech is known as one of the top MCD dealers in the United States. Computer desks and LED interior lighting also are popular upgrades.

Master Tech's renovation capabilities do not stop with the interior. Satellite TV and Girard power awning installations also are often requested.

Master Tech technicians handle collision repairs, working with all insurance companies to expedite the repairs. They complete wind-shield replacements as well. Custom paint work also is offered; this applies to any RV, from an older motorhome with faded gel coat to a Prevost bus conversion. All paint work is done in a dedicated 40,000-square-foot facility. Delaminated fiberglass walls, thermo-checked walls, fiberglass, and rubber roofs can be repaired, replaced, or upgraded. Stainless-steel rocker panels and trim can be installed. Most any type of exterior upgrade or repair lie within the company's capabilities.



Tim's personal upgrade project has been the complete renovation of a 1974 Winnebago Brave motorhome he named "Nelly." He began with a complete chassis restoration and then renovated and updated the interior. In fact, this likely is the only 1974 Winnebago in existence that has dual slideouts, which were added by Master Tech as part of the total renovation of the Brave's interior and exterior.

The exterior of this "eyebrow"-style motorhome now sports a shiny and sophisticated paint job, and Tim plans to drive the 40-year-old beauty to FMCA events and other groups' RV rallies.

Master Tech's success lies in its attitude toward complete customer satisfaction. All repairs are undertaken with the goal of finding and correcting the source of the problem, rather than just fixing the symptoms. The company also will guide clients to correctly insuring their renovated vehicles with a stated value policy and/or an extended warranty policy to offset sometimes expensive RV repairs. At the company's facility, paved campsites with water and 50-amp hookups, plus complimentary Wi-Fi are provided to customers.



Renovations and upgrades are tackled with an eye to meeting the customer's needs and integrating everything into a complete package. When a Master Tech renovation is completed, it looks as good, if not better, than what the factory could have done, and blends seamlessly into the overall décor rather than appearing as an add-on.

The large number of interested RVers milling around the Master Tech booth at an FMCA Family Reunion bears witness to the many satisfied customers who have passed through the company's doors.

Master Tech RV LLC, 28717 Holiday Place, Elkhart, IN 46517;

(866) 895-4556, (574) 522-6224;

www.mastertechrv.com



The CLUB SPOTLIGHT



CALLING ALL CCI MEMBERS:

- Spotlight YOUR RV Business or Service
- Write a "Tech Talk" Article
- Submit a Helpful Hint
- Refer a Great Service Center
- Tell Us about Your RV Adventure
- Share Your Favorite Destination

If you are a member of CCI and have something to share in the newsletter, please do! Contact Editor Lee Zaborowski at leozbrowski@gmail.com for submission requirements.

Country Coach International is pleased to recommend Overland Insurance Services to its membership



Overland Insurance provides motorhome insurance for all types of vehicles including motorhomes, travel trailers, 5th wheels and more. Get an instant RV Quote Online! Simply go to our CCI Club website Front Page and click on the **Insurance Quote** bar.

CLASSIFIEDS

RV GLASS SOLUTIONS, a division of Coach Glass, invites you to get rid of those foggy windows with creepy or broken seals once and for all and enjoy a 10% club discount on labor. Receive a \$50 VISA card or 10% off your deductible, whichever is greater, on any windshield purchase and replacement services performed within RV Glass Solutions' nationwide installation network, as long as your Club membership is in good standing! Call Doug Rutherford (or one of his experienced Customer Service Specialists) at RVGS for ALL your glass needs at 888-777-6778 **Effective April 15th our new location is in Coburg, OR**

JIM'S TRUCK & TRAILER/COACHWERKS

1269 Breezy Lane, Winona, MN 55987

Phone: 800-264-1294; Fax: 507-452-2701

www.jimstruckandtrailercoachwerks.com

E-mail Jim Remlinger at jimrem@hbc.com. Professional repair and refurbish of your motor coach. Specializing in major collision repair, OEM painting/custom painting/graphics & design, alignments, brakes/suspension and A/C repair in 50,000 sq. ft. secured shop. ASE certified and I-CAR trained technicians.

Repair. Refinish. Remarkable!

BUTCH WILLIAMS INVITES YOU TO VISIT FOUNTAIN RV IN LAKE LAND, FLORIDA. The Mission is "Everything RV" at Fountain RV, with sales, service, parts, collision repair, storage and glass repair (repair your foggy thermo pane windows while you wait or ship them to Fountain RV). Aqua Hot to Zip Dee, including Prevost. Butch Williams, former CC, LLC service tech, invites your call today.

Telephone: 888-264-6523 or 863-984-9764.

Website: www.fountainRV.com.

CCI Club members in good standing enjoy a 10% discount.

OREGON MOTORCOACH CENTER. Whether it is slide room repairs, chassis work, battery replacement, seal inspections or roof leaks, no service project is too small or too large for Oregon Motorcoach Center, a CC-approved service center. CCI Members enjoy 10% off Parts.

Call today @ 541-762-1505 to schedule your appointment.

Website: www.oregonmotorcoachcenter.com



Save 50% on RV Warranties
1-800-939-2806
 Discover everything that WholesaleWarranties has to offer ➔ [Click Here](#)



**COUNTRY COACH
CORPORATION**

Service
Full service for all brands of coaches

Parts
10% off parts to CCI members

Sales
Trades are welcome and financing is available

Our factory trained service technicians have more CC knowledge than any RV service center! Full body paint and repair in our paint booths. Complete interior and exterior coach renovations and upgrades. Chassis laser alignment of axles and steering to optimize the ride and drive of your coach.

OEM Parts Department including fiberglass parts made to order from the original manufacturing fiberglass molds.

Our Sales Staff has a wide range of pre-owned Country Coaches for sale and displayed in our inside showroom.

**Welcome Home Country
Coach Owners!**



135 E First Ave
PO Box 575
Junction City, OR 97448
www.countrycoach.com
541-234-2167

A Glass Act

Painted Glass & Custom Gifts
10% Discount to Current CCI Members!



CCI 8x10" Glass \$35

**Request a Custom Order
And have something made
Just for YOU!*



8x10" Custom \$50

**Custom And Personalized
Orders Welcomed*

10" Round Acrylic CCI \$25



**See more YOUNIQUE ideas:
www.facebook.com/craftsbyj*



Jane Jordan
541-914-3222
 Email: djordan@aol.com



Current Members Only - Selling CCI or RV Related Products or Services

Ads must be related to CCI or RVing Lifestyle.

- Maximum 1/2 page in size or 2 x 1/4 page.
- No charge for the ad.
- Opportunity available to each family unit once.
- Text/graphics/photos provided by the member.
- Submit to the eNews Editor, Lee Zaborowski by the first of the month to leozbrowski@gmail.com.
- Editor will judge of the suitability of each ad.
- Email questions to above address as well.

Extraordinary Golf Vacations

Refuge RV Golf Resort

- ♦ Class "A" RV Resort
- ♦ Par-70 Golf Course
- ♦ Large Motorhome Sites
- ♦ Restaurant & Bar Open Daily
- ♦ 45-mile Lake Havasu
- ♦ Spa Treatments
- ♦ Live Entertainment
- ♦ Fitness Center & Saunas
- ♦ Resort Swimming Pool
- ♦ Pilates, Yoga & Golf Classes

For Stay & Play Specials call 928-764-1404 or visit our website at www.refugecountryclub.com

3103 London Bridge Rd. Lake Havasu City, AZ 86404

THE 30TH ANNIVERSARY PIN IS AVAILABLE FOR YOU TO PURCHASE

CCI is pleased to announce that a limited number of pins are available for members to purchase. Act now. **When they're gone, they're gone. First come first serve based on order postal date.** The pins are glossy ceramic on metal and approximately one inch in diameter. Complete the order form below and mail to Kathé Letulle with your check.



Name: _____

Street: _____

City: _____

State, ZIP: _____

(please check): ☐ One Pin for \$6
☐ Two Pins for \$11

Enclose a check made out to -
Country Coach International

Mail to: Kathé Letulle, Rally Coordinator
P.O. Box 8761
Hot Springs, AR 71910-8761

CCI Partners



A LAKESIDE MOUNTAIN VILLAGE

StoneRidge is an idyllic 650 acre private community set along a tranquil lake and 19-holes of championship golf. The highlight is our state-of-the-art Motor Coach Village – not only the perfect retreat for a coach vacation, but a place that you will want to call home. Not far from Coeur d' Alene, StoneRidge celebrates the splendor of the Pacific Northwest.

- Fully landscaped Class A motor coach sites, for rent or ownership.
- Sites ranging in size from 4,000 to over 6,500 sq. ft. with room to expand.
- Full hook-ups for 100-amp power, water, sewer and excellent cell phone coverage.
 - On-site storage units large enough for automobiles.
 - Private clubhouse and pool.



Call 800.952.2948 to learn about our **FREE Be Our Guest Offer***

A New CCI Member Benefit!

From Carr Industries & Country Coach International

NEW MEMBERS receive a FREE 11x8 Solid Surface Cutting Board. Visit www.carr-industries.com (Specials & Promos) to sign up for yours today.

CURRENT MEMBERS can order this cutting board for only \$10! (\$29 value). Email club@countrycoachclub.com or Call (541) 968-1888 to place your order.



FREE SHIPPING for all members currently in good standing.



Scan this QR code on your portable device for instant access



CCI Partners

Premier RV Services



Call today...

541-998-2640

325 East 1st Avenue
Junction City, OR

Visit us on line...

www.PremierRVStorage.com

Sales

Louie: 541-953-6729

Susan: 541-953-4765

Service

Storage

Highline diesel motorcoach sales specialists;
Largest indoor coach showroom in the
Pacific NW.

Highline service specialists.
Full service, renovations; paint and more.
All brands welcome.

100,000 sq. ft. of Heated Indoor Storage plus 3 acres
outdoors. Secured to meet your RV, Boat and Auto
storage needs.



Oregon
MOTORCOACH CENTER

Come Home to Oregon Motorcoach Center for Quality Coach Service and Renovations

- Founded by Bob Lee & Patrick Mason. Bob founded Country Coach & Country Coach International Club
- Highest quality coach and chassis service (400+ years combined CC experience)
- Totally renovate your coach with systems and cosmetic upgrades
- Slide-out room repair specialists
- Body and paint repair
- Full interior/exterior detailing & wheel polishing
- Relax at Camp OMC while your coach is repaired
- Free Wi-Fi. Secured on-site parking with 50 amp Service

"CCI members in good standing enjoy 10% off Parts."

www.oregonmotorcoachcenter.com

Toll-free at 800-942-6860 or local 541-762-1505

29417 Airport Road, Eugene OR 97402



Complete Custom Motorcoach Interiors

- Full interior upgrades and remodels
- Storage enhancements
- HD audio / video upgrades
- Tile, carpet, wood floors
- Countertop repair / replacements
- Silver leaf
- 12 volt / 110 electrical
- Appliance upgrades, replacements
- Window treatments
- Mobile service available



Now Offering Window Treatments :: Repair, Replace or Buy New



We can create new window boxes and provide your windows with fresh blinds of any type. Our designs and abundant fabric choices are what you need to personalize your coach for beauty and function.

WINDOW BLIND SELECTIONS

- Day/Night
- Pleated
- Cellular
- Vienna/Silhouette
- Roman
- Roller/Privacy Screens
- Mini Blinds
- Privacy Drapes

Manual & Motorized Controls Available

Visit our web site to request a quote or download our brochure

WHOLESALE PRICING!

Carr Industries

541.968.1888 fax 541.935.8118

matt@carr-industries.com :: www.carr-industries.com



Moto-Sat • RF Mogul • TracStar & Service all others
TV upgrades, Bay TVs & Remotes & Navigation
In a Service Center? In an RV Park? We Can Come to You!



Cal Thorne
Owner/Technician

Junction City, OR

541-607-8968
www.rvtv2go.com

CCI Partners

RV Storage Door Latches

NEW & REBUILT KITS FOR
FLEETWOOD • WINNEBAGO
TIFFIN • TRI-MARK • MONACO

*We Also Offer Custom Rebuild Kits
for Many Other Types of Latches*

All with Aluminum Plungers

**GUARANTEED
NOT TO BREAK**

RB MACHINING / RV DIV.

(661) 274-1966 • (661) 269-3233
M-TH: 7 AM - 4:30 PM • FRI: 7 AM - 11 AM
39360 3rd Street East # 203 - Palmdale, CA 93550
www.motorhomelatches.com
PAYPAL ACCEPTED

Starting at \$13

Fleetwood
4 holes for universal fit

Tiffin

Winnebago

Rebuilt with Aluminum Plunger
part # 374 5-000 (hardware not included)



www.AmericanCoach.com/fsc

FACTORY SERVICE CENTER

1 800 322 8216

YOUR FULL SERVICE RV REPAIR FACILITY & MORE

- Servicing all makes of motor homes
- Complete chassis service
- Complete body & paint shop
- Certified technicians
- 44,800 sq ft service facility w/25 bays
- 40,000 sq ft body & paint shop w/13 bays & 3 - 55 ft paint booths
- Specializing in major or minor collision repairs
- Ask us about interior and exterior upgrades



FROM REGULAR MAINTENANCE ITEMS TO COMPLETE REBUILDS...
WE CAN HANDLE ALL YOUR NEEDS!

1 4 2 0 P a t t e r s o n S t . | D e c a t u r , I N 4 6 7 3 3

CCI 2016 Rallies

Here is the TENTATIVE SCHEDULE.

CCI is in the early planning phase on next year's schedule, rally locations, and event themes. We are currently working with all three host sites. More information will be available in upcoming issues of the eNews.

February 8-12, 2016

Tampa, Florida

LazyDays Tampa

CCI Snowbirds and Members from all over the Southeast gather to celebrate late winter festivities. As a beloved Florida RV park, *Lazydays RV Resort* will be our motorhome paradise. The facility has just what you need to feel right at home. You'll find incredible amenities to relax and unwind, or enjoy fun activities that your Club is developing. In addition, you'll find exceptional pet-friendly accommodations - your pet is welcome to go everywhere you go, except the onsite restaurants.

April 25-29, 2016

St. Louis, Missouri

Sundermeier's "Award Winning" Five Star RV Park

Sundermeier is 20 miles west of St. Louis, which features the Gateway Arch, numerous museums, St. Louis Zoo, Grant's Farm, concerts and more. St. Louis is also home to outdoor cafes, shopping, wonderful festivals, and the famous St. Louis Cardinals. *Sundermeier* is located in Historic St. Charles, where you can relive the Early American Spirit. This charming community, located on the banks of the Missouri River, was Missouri's First State Capitol. Visit one-of-a-kind shops located in restored buildings that date back to the 1800's. Stroll along brick paved streets. You'll also find frontier re-enactments, arts and crafts demonstrations, music, art fairs, and festivals.

October 6-11, 2016

Lexington, Kentucky

Kentucky Horse Park

The *Kentucky Horse Park (KHP)* is the leading U.S. tourist attraction for all things "horse" and one of the world's best equine competition facilities. This facility has to be on every horse lovers bucket list. Nevertheless, everyone will find this a fascinating destination. This is home to many of America's most famous Thoroughbreds; either retired or laid to rest. Your rally package will include admission to the world-renowned International Museum of the Horse, an affiliate of the Smithsonian Institution, the American Saddlebred Museum - the Showplace for Saddlebreds, a Horse-Drawn Tour and equine presentations throughout the day. Set amidst the rolling hills of the Bluegrass lies one of America's finest resort campgrounds, our home for the rally.

All Rallies

2015 - 2016 UPCOMING RALLIES

2015

July

July 29-Aug 1
FMCA's 92nd Family Reunion
Madison, WI

August

August 17-21
Country Coach Friends Inc.
Redmond, OR

September

September 21-25
Country Coach International
Nor'easters are Co-Hosts
Watkins Glen, NY

September 29 - October 3
FMCA Rocky Mountain Area Rally
Farmington, NM

October

October 7-11
FMCA South Central Area Rally
Conroe, TX

October 15 - 18
FMCA Eastern Area Rally
Asheville, NC

October 21-24
Country Cousins
Charleston, SC

October 25 - 29
SWCCers
Paso Robles, CA

November

November 25-29
Northwest Country Coachers
Salem, OR

2016

January

January 6-10
FMCA Western Area Rally
Indio, CA

February

February 8-12
Country Coach International
Tampa, FL

March

March 17-20
FMCA's 93rd Family Reunion
Perry, GA

April

April 25-29
Country Coach International
St. Louis, Missouri

October

October 6-11
Country Coach International
Lexington, KY

"See Page 3 for all Country Coach Club websites and Club contact information.

If your Country Coach Club has an event scheduled that is not listed here, please contact the Club at club@countrycoachclub.com so we may include your event(s)."



Membership



Benefits of Membership

INFORMATION AND ACCESS

- Dedicated Club website
- Member's Directory online
- Member's Internet forum
- Online breaking news
- Regional clubs' news
- Forms available online
- Services & Parts Resources
- One FREE Ad for your CCI/RV or Product/Service

QUALITY MONTHLY eNEWSLETTER

- Professionally designed monthly eNewsletter -
ON the ROAD AGAIN,
- Sent via email only to members in good standing, or for a limited time to members with dues payment in arrears.

ACCESS TO all CLUB OFFICERS

- Phone: Call the specific Officer to address your need
- Email CCI: club@countrycoachclub.com
- Club Website: www.countrycoachclub.com

NEW MEMBERS RECEIVE

- FREE Cutting Board from Carr Industries and CCI

TRAVEL PLANS HELP

- Use the Member's Forum for advice on routing, sights, and trouble spots.
- Real-time, on-the-road help with mechanical problems, post a problem to the member's Internet Forum for quick replies

COUNTRY COACH RALLIES

- Enjoy camaraderie with fellow owners of The World's Finest Motor Coaches at rallies around the country.
- CCI offers multiple rallies per year.
- Independent Regional Country Coach Clubs across the nation also rally several times per year in their particular geographic regions.
- CCI will often partner and do joint rallies with these Regional Clubs

SERVICES AND PARTS RESOURCES

- Member Discounts and Special Offers from over 40 Partners of CCI. Many are listed below on the next page.
- Place one FREE classified ad per year in the classified section of the Club website. Visit the website for details.

Membership



Member Recruiting & Rally Attendance Awards Program

Member Recruiting and Rally Attendance Awards Program Effective Immediately

- **MEMBER RECRUITING**

1. A CCI member recruiting a new membership earns 25 CCI Bucks credit for each new member, who acknowledges in writing that you recruited them.
2. New Members must note the name of the referring (recruiting) member on the print application form or website online when applying.

- **RALLY ATTENDANCE**

1. CCI members earn 25 CCI Bucks for each Rally they attend.

- **GROUND RULES**

1. Only current dues paid-up CCI members qualify to earn CCI Bucks.
2. CCI Bucks from both the Recruiting and Rally Attendance programs will be credited to the CCI member's CCI Bucks account.
3. CCI Bucks can only be used for your upcoming dues payments or CCI Rally Fee credit and are nontransferable to other members.
4. If a CCI member becomes 3 months or more delinquent in their annual dues payment, their CCI Bucks Account will be voided and closed.
5. New member is defined by applicant having never been a member of Country Coach International or a returning member that has been out of Country Coach International for three years or more.

CCI Valued Partners

Offering Special Member Discounts Nationwide:

Be sure to tell them you saw them here!

Advanced Satellite

of Junction City, OR.
541.607.8968

All Stars RV

of Louviers, CO.
720.348.0404

American Coach Service

of Decatur, IN,
800-322-8216

Bella Terra

of Gulf Shores, AL.
866.475.7746

Big Rigs Campground

Directory of Kerrville,
TX. 830.792.9170

Carolina Coach

of Hickory, NC.
800.305.9045

Carr Industries

of Veneta, OR.
541.968.1888

Carrier and Sons

of Eugene, OR.
877.531.0091

Cherry Capital RV &

Just Trucks

of Grawn, MI.,
866.276.3399

Coachcraft by MacDonald

of Columbus, GA.
706.562.0510

Coachwerks/Jim's

Truck & Trailer

of Winona, MN.
800.264.1294

County Coach Corporation

of Junction City OR.
541.234.2167

Countryside Interiors

of Junction City OR.
541.998.6541

Coastline RV and Off

Road-RV Products

of Cucamonga, CA.
909.484.6592

Damon Rapozo,

612.865.0320

DLH Design

of Eugene, OR.

541.579.0910

Elite RV Services

of Elkhart, IN.

877.457.4296

Fantasy RV Tours

of Tucson, AZ.

412.716.5754

Fountain RV

of Lakeland, FL.

888.264.6523

Frame-Rite Coach

Plaques

866.427.5257

GloDea Furniture

of Jacksonville, FL.

904.316.0449

Guaranty RV

of Junction City, OR.

800.379.5332

International Insurance Group of Flagstaff,
AZ. 877.784.6787

Junction City Muffler

Shop of Junction City,

OR. 541.998.3130

K&M Mobile RV Repair

of Junction City, OR.

541.953.6162

Lew Farber/Master Tech

of Marco Island, FL.

239.601.8650

Lonestar Stitches

of Panama City, FL

850.866.5758

MCD Innovations

of Texas.

972.548.1850

Mary Moppins

of Eugene, OR.

800.345.3934

Mid Lane Truck and Equipment Repair

of Eugene, OR.

541.345.7570

**Oregon Motor Coach
Center**, of Eugene, OR.

541.762.1505

Overland Insurance Services

of Queen Creek, AZ.

800.677.4027

**Premier Motor Coach
Services**

of Tucson, AZ.

520.624.2024

**Premier RV & Storage
and Services** of Junction
City, OR. 541.998.2640

Reeves Custom Coach

of Waynesboro, GA.

706.437.0083

Rock' n E RV Park

of Coldspring, TX.

936.653.8024

RV Glass Solutions

of Coburg, OR.

888.777.6778

RV Service of Vir-

ginia of Ashland, VA.

804.798.1433

Silverleaf Electronics

of Albany, OR.

888.741.0259

Specialty Logistics

of Eugene, OR.

541.515.6651

**StoneRidge Golf &
Recreational Commu-**

nity of Blanchard, ID,

800.952.2948

Western States

Equipment Company

of Meridian, ID.

208.947.4503

Wholesale Warranties

a Network of Dealerships

800.939.2806

DID YOU KNOW?

- ☐ To learn more about each of these partners and the details of their special offers visit the Partners link at www.countrycoachclub.com
- ☐ If you have received great service or assistance for any CC related issues please send your recommendations to club@countrycoachclub.com to be considered in this comprehensive listing.